

400mA High PSRR, LDO Regulators

Features

- Low, 90µA No-Load Supply Current
- Guaranteed 400mA Output Current
- PSRR=65dB @ 120Hz; 55dB @ 1KHz
- Over-Temperature Protection and Short-Circuit Protection
- Output Voltage: 1.20V~5.00V (G9161-XXX)
- Stable with Low Cost Ceramic Capacitors

Applications

- CD ROM or DVD ROM
- DVD Player
- Audio Codec

General Description

The G9161 series is a low supply current, high PSRR, and low dropout linear regulator that comes in a SOT-89, SOT-223, TO-252 and SOP-8 with Power PAD package. The supply current at no-load is 90µA. Operating voltage range is from 2.50V to 5.50V. The over-current protection limit is set at 550mA typical. An over-temperature protection circuit is built-in in the Device to prevent thermal overload.

The output voltage range is from 1.2V to 5.0V.

Ordering Information

ORDER NUMBER	MARKING	VOLTAGE	TEMP. RANGE	PACKAGE (Pb free/Green)	PIN OPTION		
					1	2	3
G9161-120T25U	9161AA	1.2V	-40°C~ +85°C	SOT-89	IN	GND	OUT
G9161-120T45U	9161-120	1.2V	-40°C~ +85°C	TO-252	IN	GND	OUT
G9161-120T45D	9161-120	1.2V	-40°C~ +85°C	TO-252	IN	GND	OUT
G9161-120T65U	9161-120	1.2V	-40°C~ +85°C	SOT-223	IN	GND	OUT
G9161-260T63U	9161AO	2.6V	-40°C~ +85°C	SOT-223	GND	OUT	IN
G9161-120F1U	9161AA	1.2V	-40°C~ +85°C	SOP-8 (FD)			

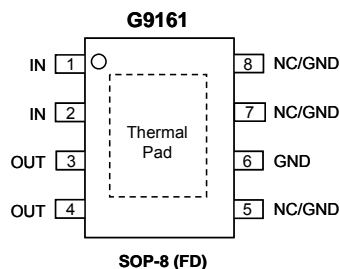
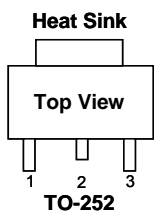
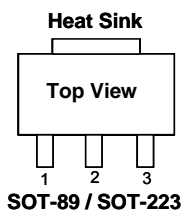
For other output voltage, please contact us at sales@gmt.com.tw

Note: T2: SOT-89, T4: TO-252, T6: SOT-223, F1: SOP-8 (FD)

3,5: Bonding Code
 U & D: Tape & Reel

Pin Configuration

[*Pin2 join to Heat Sink]



Note: Recommend connecting the Thermal Pad to the GND for excellent power dissipation.

Typical Application Circuit

